



## Bible Passage

Today we will be exploring together, the story of Naomi and Ruth returning to Bethlehem.

You can find it in your Bible in:

### Ruth 1

Read the story together – choose a Bible translation or children's story version which best suits your group.



## Discussion

### A question for adults to ask children

*Why do you think Naomi wanted to change her name?*

Sometimes when we go through difficult times it feels like we can never go back to who we were before. Naomi knew she would always miss her husband and sons, thinking about them hurt and made her sad. Even her name was a reminder of the person she had been when she was with them.

Why not share some of the things that you think have changed about you during lockdown. What are the good things you would like to keep? What are some of the things you can't do at the moment that you would like to go back to?

### A question for children to ask adults

*Can you think of a time when you had to say goodbye to somebody you cared about? Who helped you through?*

## A verse to remember

Where you go, I will go. Where you live, I will live. Your people will be my people, and your God will be my God.

**Ruth 1 v 16**

## A prayer to say together

Dear God,

Thank you for the story of Naomi and Ruth, thank you that you are always with us, through the good times and the difficult or sad times.

Help us to be good friends and family to others, to show love and kindness.

We pray for all those in the world who are missing loved ones, that they would know your comfort.

Amen

## Family Activities

Naomi had travelled to a strange land with her family, but then her sons married and Ruth and Orpah became a new family for Naomi. Why not **draw your own family tree** – spend some time praying for all the people in your own extended family.




**Play a game of follow the leader** – in the story Ruth wanted to follow Naomi, but Naomi tried to stop her. Take it in turns to be the leader, everybody else must follow you and do exactly what you do!



# Week 1 – Printable Puzzles and Colouring



Ruth and Naomi travelled from Moab back to Naomi's home of Bethlehem. Can you help them find their way through the maze?




Naomi's family tree has got into a muddle, can you unscramble the names? You can look them all up in the book of Ruth Chapter 1.

kemeeill    ♥    Naomi

Mahlon   ♥   hrtu

liknloi   ♥   Orpah



WHERE YOU GO, I WILL GO.  
 WHERE YOU LIVE, I WILL LIVE.  
 YOUR PEOPLE WILL BE MY PEOPLE,  
 AND YOUR GOD WILL BE MY GOD.

RUTH 1 V 16



## Bible Passage

Today we will be exploring together, the story of Ruth meeting Boaz.

You can find it in your Bible in:

### Ruth 2

Read the story together – choose a Bible translation or children's story version which best suits your group.



## A verse to remember

May the Lord reward you for all you have done. May your wages be paid in full by the Lord, the God of Israel, under whose wings you have come for shelter.

### Ruth 2 v 12

## A prayer to say together

Dear God,

Thank you for the story of Boaz and Ruth, that reminds us that we can look out for and care for others.

Help us to be like Boaz and help those in need, to share what we have with others and care for them.

We pray for all those in the world who do not have enough to eat and for all those organisations who are working to help them.

Amen

## Discussion

### A question for adults to ask children

*Do you think Boaz was a good master to his workers? What are some of the good things you can see him do in the story?*

Boaz looked after his workers and had a good relationship with them, he greets them as they arrive for work and they are happy to talk to him. He looks out for those in need – when he sees Ruth, he asks to know more about her.

Boaz had heard all about how Ruth had looked after Naomi and wanted to bless and encourage her for her loyalty and faithfulness to Naomi. Boaz saw a need and gave from what he had.

### A question for children to ask adults

*What are some of the ways you give to help those in need?*

## Family Activities

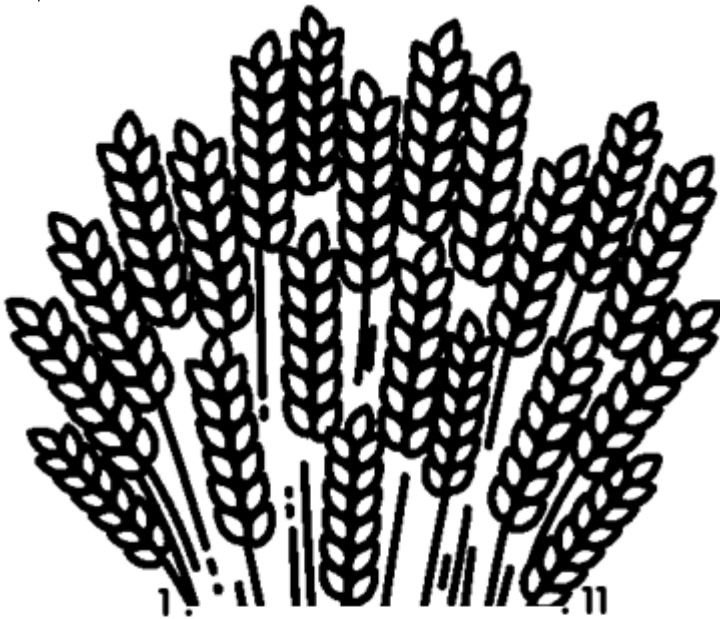
How could you be like Boaz this week, giving to those in need? Why not make a **donation to the food bank** or share some baked goods or food with a neighbour?



Ruth followed along behind the workers and collected any grain that was dropped. Boaz encouraged his workers to let her collect and even to drop some grain for her to find. If you can do so safely go on a walk locally or in your garden – see what plants and leaves you can see. Collect your own selection of items and then work together to create your own **natural collage**.



# Week 2 – Printable Puzzles and Colouring



When the wheat and barley was gathered it was put into sheaves. Join the dots in order to complete this picture.

Ruth was allowed to collect the grains that fell to the ground.

How many grains like this one can you find on this page?



MAY THE LORD  
REWARD YOU FOR ALL  
YOU HAVE DONE. MAY YOUR  
WAGES BE PAID IN FULL BY  
THE LORD, THE GOD OF  
ISRAEL, UNDER  
WHOSE WINGS  
YOU HAVE COME  
FOR SHELTER.

RUTH 2 V 12



Colouring picture By Carlos Bautista  
<http://ministry-to-children.com>

# Ruth's Story – Week 3



## Bible Passage

Today we will be exploring together, the story of Ruth and Boaz at the threshing floor

You can find it in your Bible in:

### Ruth 3

Read the story together – choose a Bible translation or children's story version which best suits your group.



## Discussion

A question for adults to ask children

*What did Ruth do to Boaz before she lay down at his feet?*

Ruth's behaviour in this story may seem strange to us, she uncovered Boaz's feet and then lay down on the floor. Traditionally this is the place where somebody's servant would lie – Ruth was showing Boaz that she wanted him to look after and protect her. Boaz covered Ruth with his own cloak as a symbol of his care, protection, and good intentions.

A question for children to ask adults

*Can you think of a time when somebody cared for and provided for you?*

## A verse to remember

She said, "I am Ruth, your servant girl. Spread your cover over me, because you are a relative who is supposed to take care of me."

### Ruth 3 v 9

## A prayer to say together

Dear God,

Thank you for the story Boaz and Ruth, thank you for all those who take care of us, our family, friends, teachers and church leaders.

Help us to be people who care for others and share God's love and protection with everyone we meet.

We pray for all those in need of care and protection that they would feel safe with you.

Amen

## Family Activities

Ruth waited till Boaz was asleep and then lay down at his feet. Play a game of sleeping lions together. Everybody lies on the floor and pretends to be asleep – see who can go the longest without moving!

Take it in turns to be the watcher, looking out for people moving or making noises. If nobody is moving why not tell some jokes to see if you can get anybody to laugh. Here are some lion jokes to get you started.

Q: On which day do lions eat people ?

A: Chewsdays !

Q: Why don't lions like fast food?

A: Because they can't catch it!

Q: What does the lion say to his friends before they go out hunting for food?

A: 'Let us prey.'



Boaz covered Ruth with his cloak, not to keep her hidden but as a sign of his protection. **Play a 'Kim's game' together** – you will need a tray of random items from around the house and a towel or cloth to cover them with. Everybody tries to remember all the items on the tray. They are then covered with the cloth and one item removed from underneath while nobody can see. Everybody must then try to work out which item is missing.

# Week 3- Printable Puzzles and Colouring

Ruth  
Boaz  
Naomi

Can you find all these  
words from the story  
in the word search?

threshing  
floor

cloak  
relative  
cover

care  
feet

|   |   |   |   |   |   |   |   |   |   |   |   |   |   |   |
|---|---|---|---|---|---|---|---|---|---|---|---|---|---|---|
| x | o | t | i | e | r | a | c | t | y | t | f | e | s | p |
| l | q | h | m | c | c | l | l | s | e | s | c | b | g | f |
| n | i | e | o | i | o | v | u | v | q | e | n | e | t | x |
| q | g | l | a | l | p | v | y | v | v | x | f | t | o | x |
| e | m | a | n | z | w | v | e | e | z | x | z | l | m | r |
| z | v | k | p | r | m | m | n | r | v | i | s | x | q | j |
| l | k | i | o | e | s | s | b | i | h | y | m | y | r | e |
| m | u | o | t | j | u | c | u | g | x | x | c | k | u | k |
| o | l | v | i | a | g | n | i | h | s | e | r | h | t | o |
| f | p | l | n | l | c | l | o | a | k | d | s | h | g |   |
| p | q | g | s | f | f | e | x | e | y | b | v | p | m | t |
| d | o | z | j | h | m | i | r | h | o | a | f | w | a | c |
| l | c | o | x | a | o | z | m | a | a | r | n | m | m | d |
| r | q | g | j | t | l | y | z | h | m | a | h | k | a | e |
| v | y | c | x | q | m | q | b | l | s | e | z | z | i | d |



SHE SAID, "I AM RUTH, YOUR SERVANT GIRL.  
SPREAD YOUR COVER OVER ME, BECAUSE YOU  
ARE A RELATIVE WHO IS SUPPOSED TO TAKE  
CARE OF ME." RUTH 3 V 9





## Bible Passage

Today we will be exploring together, the story of Ruth marrying Boaz.

You can find it in your Bible in:

### Ruth 4

Read the story together – choose a Bible translation or children's story version which best suits your group.



## Discussion

A question for adults to ask children

*Why did the close relative take off his sandal and present it to Boaz?*

The relative in the story did not want to damage the inheritance of his own sons by buying the land and marrying Ruth. He took off his sandal and gave it to Boaz as a symbol that he was giving up his right to buy the land.

It was important to Boaz that everything he did was seen to be honest and fair. He wanted to make sure that both Naomi and Ruth had the best treatment and that nobody could speak badly of them.

A question for children to ask adults

*Can you think of a time when you gave something up so that somebody else could have it? Was it easy or hard?*

## A verse to remember

Then Boaz said to the elders and to all the people, "You are witnesses today."

**Ruth 4 v 9**

## A prayer to say together

Dear God,

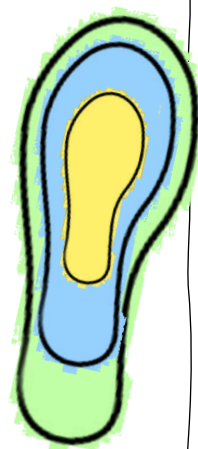
Thank you for the story of Ruth, that reminds us that you have good plans for those you love and that you take care of us.

Help us to be faithful like Ruth was to Naomi, to care for our family like Naomi did for Ruth, to be honest and kind like Boaz.

We pray for all those who do not yet know you, that they would see the love of Christians for one another and come to know the love of God. Amen

## Family Activities

Make your own **family foot picture**. Find a shoe for each family member. Draw around the smallest show first on a piece of paper. Then place the next size shoe on top and draw round that. Keep going until everybody's foot outline is on the paper, then decorate it together. If you are feeling brave and have paints you could make a picture with actual footprints!



The close relative in the story had the right to buy the land, but because they wanted Naomi and Ruth to be able to live off the land whoever bought the land also had to marry Ruth.

Play the **shopping list** game together – the first person says, "I went to the shops and I bought..." and then picks an item to go on the shopping list. The next person must repeat what the first person said and add another item to the list. Keep taking it in turns to repeat the list and add something new until somebody cannot remember all the items!



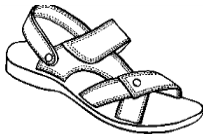
# Week 4 – Printable Puzzles and Colouring

There are 10 differences between the two pictures of Boaz making a deal with his close relative.


Can you find them all?



Can you match the pairs of sandals?



Colour in all the shapes with a dot in to reveal the name of Boaz and Ruth's son.



SO, BOAZ TOOK RUTH HOME AS HIS WIFE... AND SHE GAVE BIRTH TO A SON.

RUTH 4 V 13

Spot The Difference

Ian Brown, Along the Puzzle Trail, Greenville: Emerald House, 2001.